










Foto/Photo	Tipo/Type	Apertura de puerta/ Door opening	Dimensiones interiores/ Internal dimensions	Capacidad cubica/ Cubic capacity	Capacidad de carga/ Payload	Tara/Tare
	20' Carga seca/Standard dry	Ancho/Width 2,33m 7' 8" Alto/Height 2,27m 7' 6"	Largo/Length 5,90m 19' 4" Ancho/Width 2,34m 7' 8" Alto/Height 2,38m 7' 9"	33,04m³ 1,166 ft³	28280kg 62350lb	2200kgs 4850lbs
	40' Carga seca/Standard dry	Ancho/Width 2,33m 7' 8" Alto/Height 2,27m 7' 6"	Largo/Length 12,00m 39' 5" Ancho/Width 2,34m 7' 8" Alto/Height 2,38m 7' 9"	67,34m³ 2,377 ft³	26825kg 59142lb	3650kgs 8050lbs
	40' HC Carga seca/High Cube dry	Ancho/Width 2,33m 7' 8" Alto/Height 2,57m 8' 5"	Largo/Length 12,00m 39' 5" Ancho/Width 2,34m 7' 8" Alto/Height 2,69m 8' 5"	75,95m³ 2,681 ft³	26610kg 58668lb	3870kgs 8530lbs
	20' Techo abierto/Open top	Ancho/Width 2,34m 7' 8" Alto/Height 2,29m 7' 5"	Largo/Length 5,89m 19' 4" Ancho/Width 2,35m 7' 8" Alto/Height 2,35m 7' 8"	32,20m³ 1,137 ft³	28220kg 62218lb	2260kgs 4982lbs
	40' Techo abierto/Open top	Ancho/Width 2,33m 7' 8" Alto/Height 2,27m 7' 5"	Largo/Length 12,02m 39' 5" Ancho/Width 2,35m 7' 8" Alto/Height 2,35m 7' 8"	67,00m³ 2,366 ft³	26500kg 58426lb	3980kgs 8774lbs
	20' Flat rack/Flat rack		Largo/Length 5,61m 18' 4" Ancho/Width 2,21m 7' 3" Alto/Height 2,21m 7' 3"		31260kg 68860lb	2740kgs 6040lbs
	40' Flat rack/Flat rack		Largo/Length 11,76m 38' 7" Ancho/Width 2,37m 7' 9" Alto/Height 1,96m 6' 5"		40205kg 88627lb	4795kgs 10570lbs
	20' RF Refrigerado/Reefer	Ancho/Width 2,28m 7' 6" Alto/Height 2,14m 7' 1"	Largo/Length 5,45m 19' 4" Ancho/Width 2,28m 7' 6" Alto/Height 2,14m 7' 1"	27,00m³ 953 ft³	24200kg 53345lb	3000kgs 6613lbs
	40' RF HC Refrigerado/Reefer High Cube	Ancho/Width 2,28m 7' 6" Alto/Height 2,40m 8' 0"	Largo/Length 11,57m 38' 1" Ancho/Width 2,28m 7' 6" Alto/Height 2,40m 8' 0"	63,40m³ 2,238 ft³	28350kg 62504lb	4500kgs 9920lbs